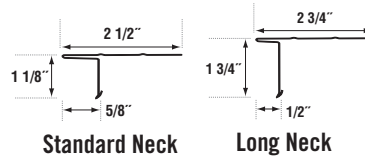
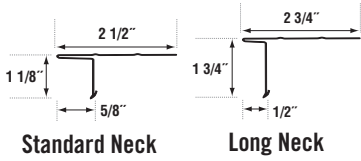
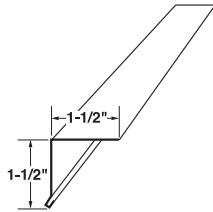


# ALUMINUM DRIP EDGE

## SPECIFICATIONS



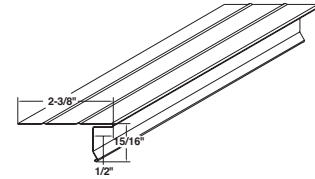
**Durabuilt  
Drip Edge**



**Commercial "L"  
Roof Edge**



**Commercial  
Drip Edge  
(Quick Drip Edge only  
available in Std. Neck)**



**F 4.5 Drip Edge**

### Physical Characteristics and Manufacturing Data:

<b>Coating:</b>	Two-coat Waterbase Acrylic
<b>Gloss:</b>	10-14 @ 60°, ASTM D 523-80
<b>Flexibility:</b>	No removal of finish with 600 Scotch Tape on a 2T bend. NCCA 11-19
<b>Pencil Hardness:</b>	HB-H, Eagle Turquoise. NCCA 11-12
<b>Adhesion:</b>	Excellent, ASTM D 3359-83
<b>Impact:</b>	No visual cracking or finish release when subjected to impact in inch pounds equal to one and one-half times the metal thickness. NCCA 11-6
<b>Humidity Resistance:</b>	No loss of gloss, cracking or peeling after 3,000 hours @ 100% relative humidity. ASTM D 2247-86A
<b>Salt Spray Resistance:</b>	No under-cutting of film from edges in excess of 1/16" or face blistering after 3,000 hours @ 5% neutral salt spray. ASTM B 117-85
<b>Exterior Exposure:</b>	a. Fade: Max. #5 after 10 years at 45° south Florida exposure after removal of external deposits. ASTM D 2244-85 b. Chalk: Max. #8 rating on all colors with the exception of White within 10 years at 45° south Florida exposure. ASTM D 659-86
<b>Dry Film Thickness:</b>	.90 - 1.00 mils
<b>Solvent Resistance:</b>	100+MEK rubs
	Meets the performance requirements of AAMA 1402-86

**Durabuilt Standard Neck** packaged 50 pieces, 10'0" long, 500 linear feet. Approximately 32 lbs./carton

**Durabuilt Long Neck** packaged 50 pieces, 10'0" long, 500 linear feet. Approximately 42 lbs./carton

**Commercial Standard Neck** packaged 50 pieces, 10'0" long, 500 linear feet. Approximately 42 lbs./carton

**Commercial Long Neck** packaged 50 pieces, 10'0" long, 500 linear feet. Approximately 51 lbs./carton

**Commercial Quick Drip Edge Standard Neck** packaged 50 pieces, 12'0" long, 600 linear feet. Approximately 54 lbs./carton

**F 4.5 Drip Edge** packaged 50 pieces, 10'0" long, 500 linear feet. Approximately 30 lbs./carton

**Commercial "L" Roof Edge** packaged 25 pieces, 10'0" long, 300 linear feet. Approximately 26.7 lbs./carton

**Materials:** **Ultimate Tensile Strength:** 28 KSI (Average)  
**Yield Tensile Strength:** 28 KSI (Average)  
**Elongation:** 2% minimum  
**Thickness:** 0.013" nominal (F 4.5)  
0.015" nominal (Durabuilt)  
0.019" nominal (Commercial)

**NAPCO**  
VINYL & METAL EXTERIOR PRODUCTS

by PLY GEM

2600 Grand Boulevard Ste 900, Kansas City, MO 64108  
Phone: 800-78-NAPCO, Fax: 888-842-3991  
www.napcoproducts.com

