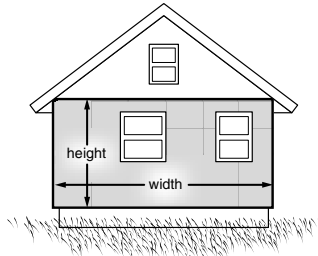
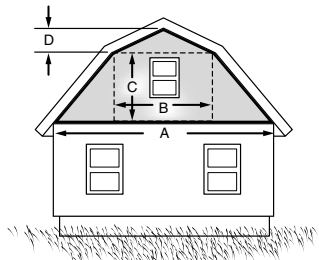


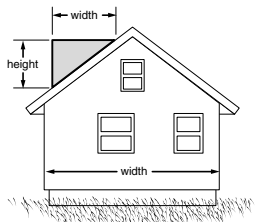
$(\frac{1}{2} \text{ height}) \times \text{width} = \text{square feet}$



Height \times width = square feet



$\frac{1}{2} (A + B) \times C + \frac{1}{2} B \times D = \text{total area of gable (square feet)}$



$(\frac{1}{2} \text{ height}) \times \text{width} = \text{total area of dormer (square feet)}$

1. All houses can be broken down into shapes of rectangles, triangles or a combination of both.

2. The area to be sided can be determined by measuring the height and width of the house, including windows (below).

3. Total all of the measurements for the areas to be sided. Windows and doors are not usually deducted. Including them will provide an allowance factor for waste. If the windows and doors are extremely large (such as garage or sliding glass doors), some deductions can be made. Dormers and gables are prone to material waste due to cutting and fitting.

4. To estimate the amount of starter strip required, measure the linear feet around the entire base of the house. When measuring linear footage, add a factor of 10 percent to allow for waste.